

SNAP in MA District 1

Congressman Neal


MLRI
MASSACHUSETTS
LAW REFORM
INSTITUTE



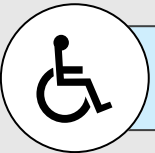
SNAP Households

of Households: 112,119

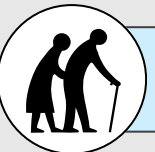
% of Households: 16.72%



60,192 are children



53,504 are people with
severe disabilities



45,861 are older adults 60+

SNAP Spending Impact

Average SNAP spent/year:
\$412,024,771

Economic Impact:
\$618,037,157

In your district...

A 20% state cost
requirement or benefit
cut would cost:

About \$88 million/year

SNAP data from Department of Transitional Assistance. 20% cut cost estimates are from SNAP issued to Massachusetts in Dec. 2024. Economic impact estimates assume each \$1 of SNAP spent leverages \$1.50 of economic activity.

Contact: Pat Baker, pbaker@mlri.org, or Vicky Negus, vnegus@mlri.org
Leran Minc, leran_minc@projectbread.org,
Selecca Bulgar-Medina, selecca_bulgarmedina@projectbread.org.

May 2025

SNAP in MA District 2

Congressman McGovern


MLRI
MASSACHUSETTS
LAW REFORM
INSTITUTE



SNAP Households

of Households: 71,195

% of Households: 10.62%



37,868 are children



33,134 are people with
severe disabilities



28,401 are older adults 60+

SNAP Spending Impact

Average SNAP spent/year:
\$261,493,154

Economic Impact:
\$392,239,731

In your district...

A 20% state cost
requirement or benefit
cut would cost:

About \$56 million/year

SNAP data from Department of Transitional Assistance. 20% cut cost estimates are from SNAP issued to Massachusetts in Dec. 2024. Economic impact estimates assume each \$1 of SNAP spent leverages \$1.50 of economic activity.

Contact: Pat Baker, pbaker@mlri.org, or Vicky Negus, vnegus@mlri.org
Leran Minc, leran_minc@projectbread.org,
Selecca Bulgar-Medina, selecca_bulgarmedina@projectbread.org.

May 2025

SNAP in MA District 3

MLRI
MASSACHUSETTS
LAW REFORM
INSTITUTE


Congresswoman Trahan



SNAP Households

of Households: 84,805

% of Households: 12.65%



46,880 are children



41,020 are people with
severe disabilities



35,160 are older adults 60+

SNAP Spending Impact

Average SNAP spent/year:
\$292,304,819

Economic Impact:
\$438,457,229

In your district...

A 20% state cost
requirement or benefit
cut would cost:

About \$66 million/year

SNAP data from Department of Transitional Assistance. 20% cut cost estimates are from SNAP issued to Massachusetts in Dec. 2024. Economic impact estimates assume each \$1 of SNAP spent leverages \$1.50 of economic activity.

Contact: Pat Baker, pbaker@mlri.org, or Vicky Negus, vnegus@mlri.org
Leran Minc, leran_minc@projectbread.org,
Selecca Bulgar-Medina, selecca_bulgarmedina@projectbread.org.

May 2025

SNAP in MA District 4

Congressman Auchincloss


MLRI
MASSACHUSETTS
LAW REFORM
INSTITUTE



SNAP Households

of Households: 58,636

% of Households: 8.74%



31,066 are children



27,183 are people with
severe disabilities



23,299 are older adults 60+

SNAP Spending Impact

Average SNAP spent/year:
\$203,120,657

Economic Impact:
\$304,680,986

In your district...

A 20% state cost
requirement or benefit
cut would cost:

About \$46 million/year

SNAP data from Department of Transitional Assistance. 20% cut cost estimates are from SNAP issued to Massachusetts in Dec. 2024. Economic impact estimates assume each \$1 of SNAP spent leverages \$1.50 of economic activity.

Contact: Pat Baker, pbaker@mlri.org, or Vicky Negus, vnegus@mlri.org
Leran Minc, leran_minc@projectbread.org,
Selecca Bulgar-Medina, selecca_bulgarmedina@projectbread.org.

May 2025

SNAP in MA District 5

Congresswoman Clark


MLRI
MASSACHUSETTS
LAW REFORM
INSTITUTE



SNAP Households

of Households: 43,363

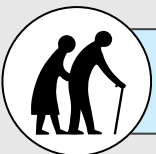
% of Households: 6.47%



21,856 are children



19,124 are people with
severe disabilities



16,392 are older adults 60+

SNAP Spending Impact

Average SNAP Spent/Year:
\$156,927,651

Economic Impact:
\$235,391,476

In your district...

A 20% state cost
requirement or benefit
cut would cost:

About \$34 million/year

SNAP data from Department of Transitional Assistance. 20% cut cost estimates are from SNAP issued to Massachusetts in Dec. 2024. Economic impact estimates assume each \$1 of SNAP spent leverages \$1.50 of economic activity.

Contact: Pat Baker, pbaker@mlri.org, or Vicky Negus, vnegus@mlri.org
Leran Minc, leran_minc@projectbread.org,
Selecca Bulgar-Medina, selecca_bulgarmedina@projectbread.org.

May 2025

SNAP in MA District 6

Congressman Moulton


MLRI
MASSACHUSETTS
LAW REFORM
INSTITUTE



SNAP Households

of Households: 55,609

% of Households: 8.29%



28,460 are children



24,902 are people with
severe disabilities



21,345 are older adults 60+

SNAP Spending Impact

Average SNAP Spent/Year:
\$198,599,350

Economic Impact:
\$297,899,026

In your district...

A 20% state cost
requirement or benefit
cut would cost:

About \$43 million/year

SNAP data from Department of Transitional Assistance. 20% cut cost estimates are from SNAP issued to Massachusetts in Dec. 2024. Economic impact estimates assume each \$1 of SNAP spent leverages \$1.50 of economic activity.

Contact: Pat Baker, pbaker@mlri.org, or Vicky Negus, vnegus@mlri.org
Leran Minc, leran_minc@projectbread.org,
Selecca Bulgar-Medina, selecca_bulgarmedina@projectbread.org.

May 2025

SNAP in MA District 7

MLRI
MASSACHUSETTS
LAW REFORM
INSTITUTE


Congresswoman Pressley



SNAP Households

of Households: 101,809

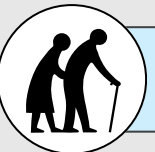
% of Households: 15.18%



50,879 are children



44,519 are people with
severe disabilities



38,159 are older adults 60+

SNAP Spending Impact

Average SNAP Spent/Year:
\$380,402,165

Economic Impact:
\$570,603,248

In your district...

A 20% state cost
requirement or benefit
cut would cost:

About \$80 million/year

SNAP data from Department of Transitional Assistance. 20% cut cost estimates are from SNAP issued to Massachusetts in Dec. 2024. Economic impact estimates assume each \$1 of SNAP spent leverages \$1.50 of economic activity.

Contact: Pat Baker, pbaker@mlri.org, or Vicky Negus, vnegus@mlri.org
Leran Minc, leran_minc@projectbread.org,
Selecca Bulgar-Medina, selecca_bulgarmedina@projectbread.org.

May 2025

SNAP in MA District 8

Congressman Lynch


MLRI
MASSACHUSETTS
LAW REFORM
INSTITUTE



SNAP Households

of Households: 80,658

% of Households: 12.03%



40,923 are children



35,808 are people with
severe disabilities



30,692 are older adults 60+

SNAP Spending Impact

Average SNAP Spent/Year:
\$298,674,491

Economic Impact:
\$448,011,736

In your district...

A 20% state cost
requirement or benefit
cut would cost:

About \$63 million/year

SNAP data from Department of Transitional Assistance. 20% cut cost estimates are from SNAP issued to Massachusetts in Dec. 2024. Economic impact estimates assume each \$1 of SNAP spent leverages \$1.50 of economic activity.

Contact: Pat Baker, pbaker@mlri.org, or Vicky Negus, vnegus@mlri.org
Leran Minc, leran_minc@projectbread.org,
Selecca Bulgar-Medina, selecca_bulgarmedina@projectbread.org.

May 2025

SNAP in MA District 9

Congressman Keating

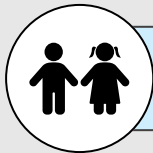
MLRI
MASSACHUSETTS
LAW REFORM
INSTITUTE



SNAP Households

of Households: 62,349

% of Households: 9.30%



31,884 are children



27,898 are people with
severe disability



23,913 are older adults 60+

SNAP Spending Impact

Average SNAP Spent/Year:
\$219,328,283

Economic Impact:
\$328,992,425

In your district...

A 20% state cost
requirement or benefit
cut would cost:

About \$49 million/year

SNAP data from Department of Transitional Assistance. 20% cut cost estimates are from SNAP issued to Massachusetts in Dec. 2024. Economic impact estimates assume each \$1 of SNAP spent leverages \$1.50 of economic activity.

Contact: Pat Baker, pbaker@mlri.org, or Vicky Negus, vnegus@mlri.org
Leran Minc, leran_minc@projectbread.org,
Selecca Bulgar-Medina, selecca_bulgarmedina@projectbread.org.

May 2025